

212cm Inbouwkoeler 60cm breed, waterdispenser Professional Series

€ 5.390



RLD60S5FPNS

These built-in column refrigerators are masterpieces of Bertazzoni design and technology. Their stylish panel ready reversible front doors reflect close attention to detail and high-quality materials, inside and out.

The Dual Cooling Shield System's automated defrosting of evaporator ensures food stays always fresh. Top and lateral LED lighting gives you perfect all-round visibility.

Precise temperature dual zone control for optimal food preservation: the Fresco drawers with independent temperature settings (-1°C - +5 °C) allows for optimal storage of meat, cold cuts, shellfish, fish and dairy products.

Internal water dispenser with inline filter for hygienically clean drinking water. Digital LED touch interface with user-friendly controls for temperature, speed-cooling and eco mode. Soft-close crispers with metal trims. Height-adjustable gallon-size door storage bin.

Stainless steel toe kick included in the unit. Connection kit for multiple installations included in freezer columns. Reversible doors for left or right swing configuration.

Using one of the 3 available handle kits in Professional, Master and Heritage Series style, this refrigerator integrates seamlessly with all other Bertazzoni appliances into style-harmonized suites for a true, high-performing kitchen.

Door panels and handle kits are sold separately.

Bertazzoni column refrigerators are designed with pride in Italy.

Specificaties

Eigenschappen

Koelkasten

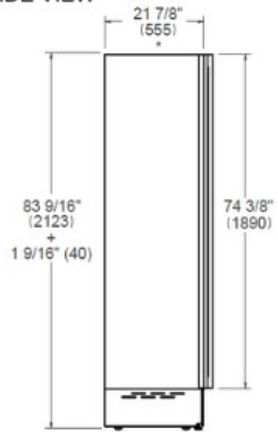
Afmeting	60 cm
Koelsysteem	No Frost
Interface	internal digital LED touch interface
Programma opties	Super Cool, Water filter replacement alarm, Water dispenser, Eco Mode, Vacation Mode, Sabbath Mode
Verlichting	LED lights on sides and top
Open deur alarm	ja
Afwerking deur	Panel ready or Stainless steel or Carbonio metal painting
Cabinet finishing	stainless steel back wall
Capaciteit koelkast	357 L
Draagplateaus	3 variabel + 1 vast
Lade koelkast	1 crisper + 3 Fresco drawers with separate temperature control
Deurvakken	1 height-adjustable gallon-sized bin + 2 stationary bins
Water filter	internal
Water supply pressure	MIN 0.17 MPa (1.7 bar, 25 PSI) MAX 0.55 MPa (5.5 bar, 80 PSI)
Geluidsniveau	39 dbA

Technische specificaties

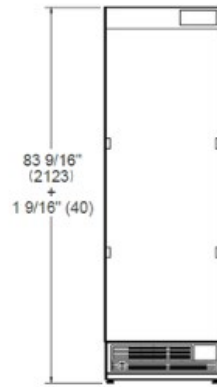
Aansluitwaarden	220-240 V - 50/60 HZ - 112W - 2A
Power connection	SCHUKO with 2,3 meters power cord
Annual energy consumption (kWh)	170.0 kWh

Afmetingen

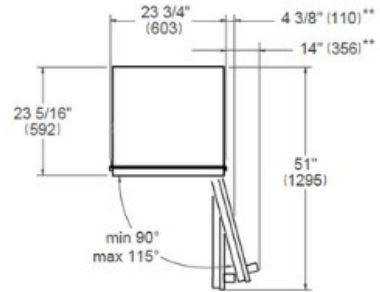
SIDE VIEW



FRONT VIEW



TOP VIEW



* Depth without door
** Maximum Overall Handle Dimension,
3/4" (19) door panel thickness